

# eAlerts

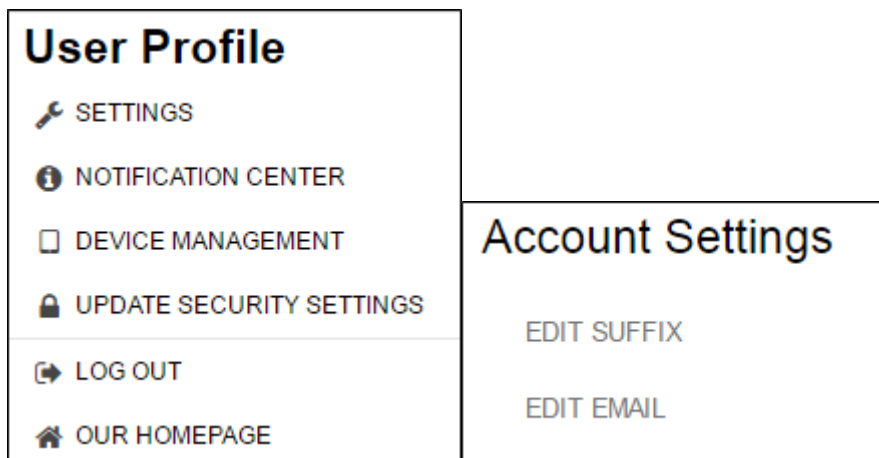
## eAlerts

Video

Internet Banking eAlerts is an optional module that enables members to manage and receive email notifications via internet banking of specific account activity, such as when a balance falls below a limit, when a check clears, when a deposit is made, etc. They can receive alerts to multiple addresses including email to text bridged addresses supported by their mobile carrier.

### Manage Emails

Through internet banking, the member can manage their email address(es) and choose which items are being sent via email. Clicking Settings and Edit Email will give the member the option to edit any existing emails already setup or create a new email.



Members can view any existing email addresses setup and what items are being sent to the address. Clicking Edit will allow the member to make any changes or clicking Add allows the member to add a new address.

## Email Settings

		+
nikole.dalton@cmcflex.com E-Alerts	EDIT	DELETE
ann@test.com Statements	EDIT	DELETE

### Add Email

Email address

Please enter an email address

### ACCT •••2600 Settings

Statements    Notices    Credit card    E-Alerts

### Security Contact Setting

Security contacts are used for to reset your password and for other types of secure authentication. When authenticating via email you will be asked to select a security contact by it's label rather than email address. To enable this email as a security contact, select the checkbox and enter a contact label.

Use as security contact




Security Contact Label

Please enter a name

## Manage eAlerts

Through internet banking, the member can create or edit existing eAlerts. Clicking eAlerts will give the member the option to edit any existing alerts already setup or create a new alert.

### Services

-  LOAN APPLICATION
-  SECURE MESSAGING
-  EALERTS

Member can click New Alert to create a new alert, Edit to edit or Delete to delete an existing alert.

EAlerts Manager <span>🔍</span>				NEW EALERT
Suffix	Type	Comparison	Email	
<input type="checkbox"/>	10-REWARD CHECKING	Equal \$100.00	Current balance	nikole.dalton@cmcflex.com

### Create EAlert

Suffix  
10 REWARD CHECKING ▼

---

Alert type  
Check number ▼

---

Comparison type  
Equal ▼

---

Compare value  
1234

---

Language  
English ▼

Suffix – Indicates suffix the system will look at to determine if an alert should be sent.

Type – Indicates what the system will look at to determine if an alert should be sent. Available options are:

- Current Balance
- Available Balance
- Deposit
- Loan Payment
- Withdrawal
- Advance
- Check Number

Comparison – Indicates comparison that will be made for suffix and type selected. Available options are:

- All/Any
- Equal to

- Greater than or equal to
- Less than or equal to

Value (Numeric) – Indicates numeric value for type and comparison and could be dollar amount, check number, etc.

Email Address – Indicates email address to send alert to. If email address is not found, it needs to be added in Account Settings.

Note: Members can setup alerts received via text messages by entering phone number, followed by provider's email domain. For example, 1234567890@att.net

Format – Indicates whether alert will be sent via text or graphical.

Language – Indicates language the alert will be sent in.

### Create EAlert

Suffix  
10 REWARD CHECKING ▼

---

Alert type  
Current balance ▼

---

Comparison type  
All/Any ▼

---

Language  
English ▼

In the example shown above, this member would like to receive an alert whenever their current balance changes in their Reward Checking (suffix 10).